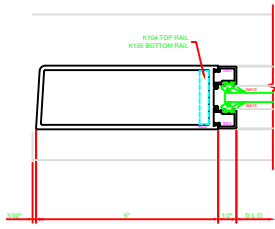
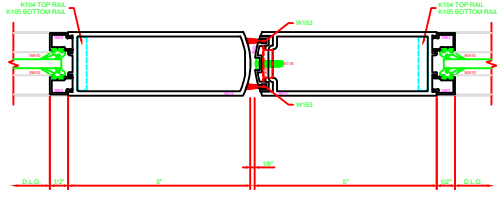


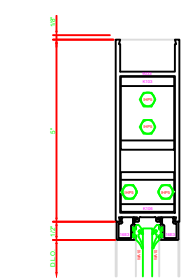
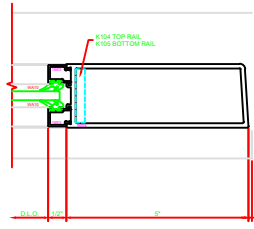
300 STILE
300000 FOR OFFSET
PIVOT BUTT HINGE



400 MEETING STILE
5500

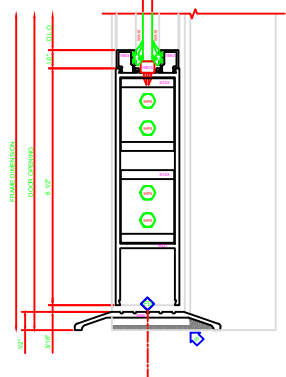
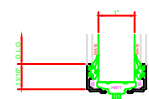
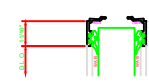


300 STILE
300000 FOR OFFSET
PIVOT BUTT HINGE



100 TOP RAIL
100000

ERASE NOTE
TOP RAIL FOR SURFACE CLOSURE OR
SEMI-TYPE C.C. BALCONY C.C.



200 BOTTOM RAIL
200000